



### Description

Director DR3 is a remote controlled metal halide spotlight that is controllable in pan, tilt and ballest on/off using the hand-held controller, DMX or DALI. To be installed on the lightbar (up to six luminaires per bar), the DR3 can also be supplied in a sequencing version which allows the light to move through a sequence of up to ten pre-recorded positions. A range of accessories is available. DR3 is compatible with most world voltages and frequencies.

### Applications

The DR3 is ideal for installations that require a high level illuminance but with the added benefit of flexibility. They allow the staff to change the displays and light them quickly and easily. The ability to add continuous movement through sequencing creates a dramatic effect and attracts more attention to the display.



### Individual Selection

The patented method of selection using a laser from a hand-held controller allows individual control over each fitting. The Global function allows multiple units to recall stored positions. Alternatively, control by DMX or DALI is also available.



### Lamp Change

A simple-to-use quick release latch allows for removal of the reflector and easy lamp change.



### Pan & Tilt Rotation 360° / 180°

The innovative technology within the DR3 allows the user precise control over the direction of the beam.




### Sequencing

The DR3 can be set into a continuous sequence that will move through up to 10 recorded positions of pan/tilt. For sequencing option, please add the prefix 'M' to the product code (i.e. 31312M).



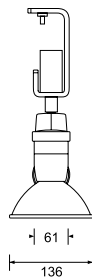
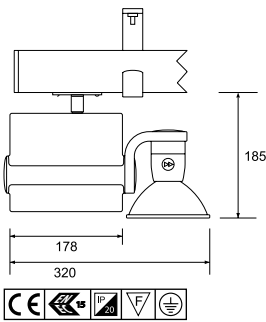
### Glare Control

There are several glare control methods for the DR3 ranging from a Honeycomb Louvre to an Anti-Glare Cap, as shown. See below for details.



### Mounting

Lightbar is a method of mounting up to six lights on a structure that is more rigid and secure than track. Lightbars can be straight or curved and can incorporate a DMX booster.



#### Socket

G12



#### Lamp

Satin Silver

Pearl White

Matt Black

CDM-T (150W)

31441

31442

31443

CDM-T (70W)

31341

31342

31343

CDM-T (35W)





31241

31242

31243



#### Coloured Lens

-  93125
-  93126
-  93127
-  93128



#### Dichroic Lens

-  93115
-  93116
-  93117
-  93118



#### Diffusing Lens

93103



#### Sculpture Lens

93114



#### Beam

#### Plain Glass

- 12°
- 24°
- 38°

- 3001x
- 3002x
- 3003x



#### Anti-Glare

- 3011x
- 3012x
- 3013x



#### Honeycomb

- 3031x
- 3032x
- 3033x

x - 1 ~ Satin Silver 2 ~ Pearl White 3 ~ Matt Black